



SHIELD-CONNECTION CLIPS



Shield-connection clip SAB | SSAB



SSAB



SAB



SAB.../D



SAB.../F

In the field of industrial process engineering, a high degree of interference immunity is required of electrical equipment. In the fields of measurement, regulation and control engineering, this is a significant contributor to the viability of industrial systems. When constructing low-interference systems, both the cable shielding and the associated shielded ground are of great significance. The point where the cable shielding connects to the housing ground is a critical point. The connection should be low-ohm, and should also feature minimal inductive resistance. You should be certain that this connection can be established in a practical, simple and quick manner. **CONTA-CLIP's SAB/SSAB** clip accomplishes all this with the help of its outstanding feature set.




SAB.../MF/35

Shield-connection clip SAB | SSAB

Overview of the variants


Busbar mounting with the SSAB

The **SSAB** can be mounted on a busbar. After wiring the terminal block, the shield-connection clip is mounted by simply swiveling in and tightening the knurled thumb screw. This makes the **SSAB** screw-shield-connection clip very convenient to wire. Depending on the length of the terminal blocks, two or more **SH/SAB** busbar supports are used. These mechanically connect the front busbar with the DIN rail (support). **SH1** busbar supports are used where a shield-connection system must be mounted directly onto a panel rather than a DIN rail. The 10 x 3 busbars can be easily and quickly snapped on to these supports. In both cases, the contact with the earth or ground potential can be established with a **ZB** clamping yoke.




Busbar mounting with the SAB

The **SAB** can be mounted on a busbar. After connecting the wiring, the shield-connection clip is mounted by simply swiveling in the **SAB** clip onto the busbar. The force on the cable comes from a spring-pressure piece. This regulated pressure ensures a constant optimal contact. This makes the **SAB** shield-connection clip very convenient to wire. Depending on the length of the terminal blocks, two or more **SH/SAB** busbar supports are used. These mechanically connect the front busbar with the DIN rail (support). **SH1** busbar supports are used so that the shield-connection clip can be positioned freely on the mounting plate or in the switchgear cabinet. The 10 x 3 busbars can be easily and quickly snapped on to these supports. In both cases, the contact with the earth or ground potential can be established with a **ZB** clamping yoke.




Direct mounting SAB.../D

SAB.../D offers the possibility of direct installation. The force on the cable comes from a spring-pressure piece. This regulated pressure ensures a constant optimal contact. The **SAB.../D** can be installed with an **M 4** screw (included in delivery) directly to the mounting plate. The **SAB 8/D M5** shield-connection clip comes with a special feature; it is equipped with a self-cutting M5 SW3 metal screw. This means that less time is required to mount the clip on the mounting plate, since you only need to drill one 4.2-mm hole through the plate. The hole threads will then be cut into the plate by the screw.




DIN rail installation SAB.../F

The **SAB.../F** can be mounted on a DIN rail. The force on the cable comes from a spring-pressure piece. This regulated pressure ensures a constant optimal contact. The **SAB.../F** can be mounted directly to the **TS 35** rail using a mounting screw with a clamping foot.



DIN rail installation SAB.../MF/35

The **SAB.../MF/35** can be installed on a DIN rail. The **SAB.../MF/35** is snapped on directly via the internal-spring **MF/35** foot without the need for tools. The force on the cable comes from a spring-pressure piece. This regulated pressure ensures a constant optimal contact with the DIN rail.



Shield-connection clip SSAB

Screw connection system

- Screw-on clip for simple retrofitting
- Knurled thumb screw, so no tools required
- Simple handling

The **SSAB** screw-shield connection clip is suitable for standard cable shielding. It enables EMC-compliant wiring with its large surface area. It also has low-impedance and low-ohm contact junctions. It is ideal for wires with diameters ranging from 2 to 35 mm. The contacts can be established without the need for any special tool.

Simple mounting – large shielding surface – secure contact

SSAB 5



Shield-connection clip
Screw connection

SSAB 8



Shield-connection clip
Screw connection

SSAB 14



Shield-connection clip
Screw connection

Connection type	Screw connection
Dimensions (L x W x H), mm	19.5 x 9 x 46.8
Type	SSAB 5
Cat. no.	3694.0

Connection type	Screw connection
Dimensions (L x W x H), mm	19.5 x 9 x 46.8
Type	SSAB 5
Cat. no.	3694.0

Connection type	Screw connection
Dimensions (L x W x H), mm	19.5 x 12 x 48.7
Type	SSAB 8
Cat. no.	3695.0

Connection type	Screw connection
Dimensions (L x W x H), mm	19.5 x 17 x 59.3
Type	SSAB 14
Cat. no.	3696.0

Technical data

Connection in compliance with standard	IEC/EN
Material	Steel
Min. torque, Nm	-
Max. torque, Nm	0.4
Cable diameter, mm	2 – 5
Screw	-
Drill hole diameter, mm	-

Connection in compliance with standard	IEC/EN
Material	Steel
Min. torque, Nm	-
Max. torque, Nm	0.4
Cable diameter, mm	2 – 5
Screw	-
Drill hole diameter, mm	-

Connection in compliance with standard	IEC/EN
Material	Steel
Min. torque, Nm	-
Max. torque, Nm	0.6
Cable diameter, mm	3 – 8
Screw	-
Drill hole diameter, mm	-

Connection in compliance with standard	IEC/EN
Material	Steel
Min. torque, Nm	-
Max. torque, Nm	0.8
Cable diameter, mm	3 – 14
Screw	-
Drill hole diameter, mm	-

Accessories

SH overlay block	SH 1 BG	2318.2	1
Cat. no.	SH SAB BG	1530.2	1
Busbar support SH SAB BG	Ssch 10x3 MS	2128.0	1m
Cat. no.	Ssch 10x3 CU	2129.0	1m
Busbar Ssch/MS	ES 35/K/ST BG	2828.0	50
Cat. no.	ZB 4	2138.0	50
Busbar Ssch/CU	ZB 4/K GNYE	2483.1	50
Cat. no.	BS M 4x8	2262.0	20
End stop ES	BS M 4x30	2123.0	50
Cat. no.	ZB without cap	2138.0	50
ZB without cap	ZB 4	2138.0	50
Cat. no.	ZB cap GNYE	2483.1	50
ZB cap GNYE	BS M 4x8	2262.0	20
Mounting screw BS, for the SH 1 BG	BS M 4x8	2262.0	20
Cat. no.	BS M 4x30	2123.0	50
Mounting screw BS, for 2 x SH 1 BG	BS M 4x30	2123.0	50
Cat. no.			


SH overlay block	SH 1 BG	2318.2	1
Cat. no.	SH SAB BG	1530.2	1
Busbar support SH SAB BG	Ssch 10x3 MS	2128.0	1m
Cat. no.	Ssch 10x3 CU	2129.0	1m
Busbar Ssch/MS	ES 35/K/ST BG	2828.0	50
Cat. no.	ZB 4	2138.0	50
Busbar Ssch/CU	ZB 4/K GNYE	2483.1	50
Cat. no.	BS M 4x8	2262.0	20
End stop ES	BS M 4x30	2123.0	50
Cat. no.	ZB without cap	2138.0	50
ZB without cap	ZB 4	2138.0	50
Cat. no.	ZB cap GNYE	2483.1	50
ZB cap GNYE	BS M 4x8	2262.0	20
Mounting screw BS, for the SH 1 BG	BS M 4x8	2262.0	20
Cat. no.	BS M 4x30	2123.0	50
Mounting screw BS, for 2 x SH 1 BG	BS M 4x30	2123.0	50
Cat. no.			

SH overlay block	SH 1 BG	2318.2	1
Cat. no.	SH SAB BG	1530.2	1
Busbar support SH SAB BG	Ssch 10x3 MS	2128.0	1m
Cat. no.	Ssch 10x3 CU	2129.0	1m
Busbar Ssch/MS	ES 35/K/ST BG	2828.0	50
Cat. no.	ZB 4	2138.0	50
Busbar Ssch/CU	ZB 4/K GNYE	2483.1	50
Cat. no.	BS M 4x8	2262.0	20
End stop ES	BS M 4x30	2123.0	50
Cat. no.	ZB without cap	2138.0	50
ZB without cap	ZB 4	2138.0	50
Cat. no.	ZB cap GNYE	2483.1	50
ZB cap GNYE	BS M 4x8	2262.0	20
Mounting screw BS, for the SH 1 BG	BS M 4x8	2262.0	20
Cat. no.	BS M 4x30	2123.0	50
Mounting screw BS, for 2 x SH 1 BG	BS M 4x30	2123.0	50
Cat. no.			


SH overlay block	SH 1 BG	2318.2	1
Cat. no.	SH SAB BG	1530.2	1
Busbar support SH SAB BG	Ssch 10x3 MS	2128.0	1m
Cat. no.	Ssch 10x3 CU	2129.0	1m
Busbar Ssch/MS	ES 35/K/ST BG	2828.0	50
Cat. no.	ZB 4	2138.0	50
Busbar Ssch/CU	ZB 4/K GNYE	2483.1	50
Cat. no.	BS M 4x8	2262.0	20
End stop ES	BS M 4x30	2123.0	50
Cat. no.	ZB without cap	2138.0	50
ZB without cap	ZB 4	2138.0	50
Cat. no.	ZB cap GNYE	2483.1	50
ZB cap GNYE	BS M 4x8	2262.0	20
Mounting screw BS, for the SH 1 BG	BS M 4x8	2262.0	20
Cat. no.	BS M 4x30	2123.0	50
Mounting screw BS, for 2 x SH 1 BG	BS M 4x30	2123.0	50
Cat. no.			

Additional accessories

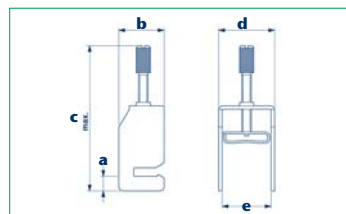
For mounting on busbar



An SSAB application with the SH1



An SSAB application with SH SAB BG






Type	a	b	c	d	e
SSAB 5	6.5 mm	19.5 mm	46.8 mm	9.0 mm	6.0 mm
SSAB 8	6.5 mm	19.5 mm	48.7 mm	12.0 mm	9.0 mm
SSAB 14	6.5 mm	19.5 mm	59.3 mm	17.0 mm	14.0 mm
SSAB 20	6.5 mm	19.5 mm	75.0 mm	24.0 mm	21.0 mm
SSAB 28	6.5 mm	20.0 mm	92.7 mm	32.0 mm	28.0 mm
SSAB 35	6.5 mm	20.0 mm	106.5 mm	40.0 mm	36.0 mm

Shield-connection clip SAB | SAB...D

- Quick snap-on or mounting of the shield-connection clip
- Different cable cross-sections can be accommodated by the elastic nature of the spring
- Simple handling

The **SAB** shield connection clip is suitable for standard cable shielding. It enables EMC-compliant wiring with its large surface area. It also has low-impedance and low-ohm contact junctions. It is ideal for wires with diameters ranging from 3 to 20 mm. The contacts can be established without the need for any special tool.


Simple mounting – large shielding surface – secure contact

	SAB 8	SAB 13.5	SAB 20
			
	Shield-connection clip Spring force	Shield-connection clip Spring force	Shield-connection clip Spring force


Connection type	Spring force	Spring force	Spring force
Dimensions (L x W x H), mm High base, with TS 35 x 7.5 mm	18.5 x 13 x 26.5	22 x 19.5 x 32.5	27 x 24.5 x 40.5
Type	Qty.	Qty.	Qty.
Type/colour Cat. no.	SAB 8 1527.0 10	SAB 13.5 1528.0 10	SAB 20 1529.0 10
Type/colour SAB with self-tapping screw Cat. no.			
Technical data			
Connection in compliance with standard	IEC/EN	IEC/EN	IEC/EN
Material	Steel	Steel	Steel
Connection data			
Min. torque, Nm	-	-	-
Max. torque, Nm	-	-	-
Cable diameter, mm	3 – 8	4 – 13.5	10 – 20
Screw	-	-	-
Drill hole diameter, mm	-	-	-
Accessories	Qty.	Qty.	Qty.
SH overlay block Cat. no.	SH 1 BG 2318.2 1	SH 1 BG 2318.2 1	SH 1 BG 2318.2 1
Busbar support SH SAB BG Cat. no.	SH SAB BG 1530.2 1	SH SAB BG 1530.2 1	SH SAB BG 1530.2 1
Busbar Ssch/MS Cat. no.	Ssch 10x3 MS 2128.0 1m	Ssch 10x3 MS 2128.0 1m	Ssch 10x3 MS 2128.0 1m
Busbar Ssch/CU Cat. no.	Ssch 10x3 CU 2129.0 1m	Ssch 10x3 CU 2129.0 1m	Ssch 10x3 CU 2129.0 1m
end stop ES Cat. no.	ES 35/K/ST BG 2828.0 50	ES 35/K/ST BG 2828.0 50	ES 35/K/ST BG 2828.0 50
ZB without cap Cat. no.	ZB 4 2138.0 50	ZB 4 2138.0 50	ZB 4 2138.0 50
ZB cap GNYE Cat. no.	ZB 4/K GNYE 2483.1 50	ZB 4/K GNYE 2483.1 50	ZB 4/K GNYE 2483.1 50
Mounting screw BS, for the SH 1 BG Cat. no.	BS M 4x8 2262.0 20	BS M 4x8 2262.0 20	BS M 4x8 2262.0 20
mounting screw BS, for 2 x SH 1 BG Cat. no.	BS M 4x30 2123.0 50	BS M 4x30 2123.0 50	BS M 4x30 2123.0 50

Additional accessories

For mounting on busbar

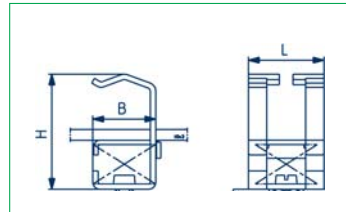


An SAB application with the SH1



An SAB application with SH SAB BG

Dimensions



Type	L	B	H	Foot / screw
SAB 8	18.5 mm	13.0 mm	26.5 mm	
SAB 13.5	220.0 mm	19.5 mm	32.5 mm	
SAB 20	27.0 mm	24.5 mm	40.5 mm	
SAB 8/D	18.5 mm	130.0 mm	26.5 mm	M4 / M5
SAB 13,5/D	220.0 mm	19.5 mm	32.5 mm	M4
SAB 20/D	27.0 mm	24.5 mm	40.5 mm	M4

SAB 8/D	SAB 13.5/D	SAB 20/D		
				
Shield-connection clip Spring force	Shield-connection clip Spring force	Shield-connection clip Spring force		
Spring force 18.5 x 13 x 26.5	Spring force 22 x 19.5 x 32.5	Spring force 27 x 24.5 x 40.5		
Qty.	Qty.	Qty.		
SAB 8/D 1549.0 10	SAB 13,5/D 1550.0 10	SAB 20/D 1551.0 10		
SAB 8/D/M5 1526.0 10				
IEC/EN Steel	IEC/EN Steel	IEC/EN Steel		
-	-	-		
3 – 8	4 – 13.5	10 – 20		
M4 / M5	M4	M4		
4.2	4.2	4.2		
Qty.	Qty.	Qty.		
SH 1 BG 2318.2 1	SH 1 BG 2318.2 1	SH 1 BG 2318.2 1		
SH SAB BG 1530.2 1	SH SAB BG 1530.2 1	SH SAB BG 1530.2 1		
Ssch 10x3 MS 2128.0 1m	Ssch 10x3 MS 2128.0 1m	Ssch 10x3 MS 2128.0 1m		
Ssch 10x3 CU 2129.0 1m	Ssch 10x3 CU 2129.0 1m	Ssch 10x3 CU 2129.0 1m		
ES 35/K/ST BG 2828.0 50	ES 35/K/ST BG 2828.0 50	ES 35/K/ST BG 2828.0 50		
ZB 4 2138.0 50	ZB 4 2138.0 50	ZB 4 2138.0 50		
ZB 4/K GNYE 2483.1 50	ZB 4/K GNYE 2483.1 50	ZB 4/K GNYE 2483.1 50		
BS M 4x8 2262.0 20	BS M 4x8 2262.0 20	BS M 4x8 2262.0 20		
BS M 4x30 2123.0 50	BS M 4x30 2123.0 50	BS M 4x30 2123.0 50		

Direct mounting



SAB.../D

Shield-connection clip SAB

- Quick snap-on or mounting of the shield-connection clip
- Different cable cross-sections can be accommodated by the elastic nature of the spring
- Simple handling

The **SAB** shield connection clip is suitable for standard cable shielding. It enables EMC-compliant wiring with its large surface area. It also has low-impedance and low-ohm contact junctions. It is ideal for wires with diameters ranging from 3 to 20 mm. The contacts can be established without the need for any special tool.

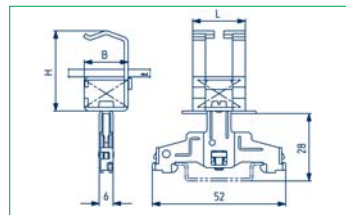
	SAB 8/F	SAB 13.5/F	SAB 20/F
			
	Shield-connection clip Spring force	Shield-connection clip Spring force	Shield-connection clip Spring force
Connection type	Spring force	Spring force	Spring force
Dimensions (L x W x H), mm	18.5 x 13 x 26.5	22 x 19.5 x 32.5	27 x 24.5 x 40.5
High base, with TS 35 x 7.5 mm	28	28	28
Type	Qty.	Qty.	Qty.
Type/colour	SAB 8/F	SAB 13,5/F	SAB 20/F
Cat. no.	1571.0	1572.0	1573.0
Type/colour			
Cat. no.			
Technical data			
Connection in compliance with standard	IEC/EN	IEC/EN	IEC/EN
Material	Steel	Steel	Steel
Connection data			
Min. torque, Nm	-	-	-
Max. torque, Nm	-	-	-
Cable diameter, mm	3 – 8	4 – 13.5	10 – 20
Screw	-	-	-
Drill hole diameter, mm	-	-	-
Accessories	Qty.	Qty.	Qty.
SH overlay block	SH 1 BG	SH 1 BG	SH 1 BG
Cat. no.	2318.2	2318.2	2318.2
Busbar support SH SAB BG	SH SAB BG	SH SAB BG	SH SAB BG
Cat. no.	1530.2	1530.2	1530.2
Busbar Ssch/MS	Ssch 10x3 MS	Ssch 10x3 MS	Ssch 10x3 MS
Cat. no.	2128.0	2128.0	2128.0
Busbar Ssch/CU	Ssch 10x3 CU	Ssch 10x3 CU	Ssch 10x3 CU
Cat. no.	2129.0	2129.0	2129.0
end stop ES	ES 35/K/ST BG	ES 35/K/ST BG	ES 35/K/ST BG
Cat. no.	2828.0	2828.0	2828.0
ZB without cap	ZB 4	ZB 4	ZB 4
Cat. no.	2138.0	2138.0	2138.0
ZB cap GNYE	ZB 4/K GNYE	ZB 4/K GNYE	ZB 4/K GNYE
Cat. no.	2483.1	2483.1	2483.1
mounting screw BS, for the SH 1 BG	BS M 4x8	BS M 4x8	BS M 4x8
Cat. no.	2262.0	2262.0	2262.0
mounting screw BS, for 2 x SH 1 BG	BS M 4x30	BS M 4x30	BS M 4x30
Cat. no.	2123.0	2123.0	2123.0
Additional accessories			

Mounting on DIN rail







SAB.../F

Dimensions



Type	L	B	H	Foot / screw
SAB 8/F	18.5 mm	3.0 mm	26.5 mm	28.0 mm
SAB 13,5/F	22.0 mm	19.5 mm	32.5 mm	28.0 mm
SAB 20/F	27.0 mm	24.5 mm	40.5 mm	28.0 mm

SAB 8/MF/35	SAB 13.5/MF/35	SAB 20/MF/35	MF/35	
				
Shield-connection clip Spring force	Shield-connection clip Spring force	Shield-connection clip Spring force	Mounting foot TS 35	
Spring force 18.5 x 13 x 26.5 9.2	Spring force 22 x 19.5 x 32.5 9.2	Spring force 27 x 24.5 x 40.5 9.2	Spring force 50.5 x 14.2 x 7.3 9.2	
Qty. SAB 8/MF/35 17038.0 10	Qty. SAB 13,5/MF/35 17039.0 10	Qty. SAB 20/MF/35 17040.0 10	Qty. MF/35 2606.0 20	

IEC/EN Steel	IEC/EN Steel	IEC/EN Steel	Steel	
-	-	-	-	
3 – 8	4 – 13,5	10 – 20	-	
-	-	-	M4	
Qty.	Qty.	Qty.	Qty.	
SH 1 BG 2318.2 1	SH 1 BG 2318.2 1	SH 1 BG 2318.2 1		
SH SAB BG 1530.2 1	SH SAB BG 1530.2 1	SH SAB BG 1530.2 1		
Ssch 10x3 MS 2128.0 1m	Ssch 10x3 MS 2128.0 1m	Ssch 10x3 MS 2128.0 1m		
Ssch 10x3 CU 2129.0 1m	Ssch 10x3 CU 2129.0 1m	Ssch 10x3 CU 2129.0 1m		
ES 35/K/ST BG 2828.0 50	ES 35/K/ST BG 2828.0 50	ES 35/K/ST BG 2828.0 50		
ZB 4 2138.0 50	ZB 4 2138.0 50	ZB 4 2138.0 50		
ZB 4/K GNYE 2483.1 50	ZB 4/K GNYE 2483.1 50	ZB 4/K GNYE 2483.1 50		
BS M 4x8 2262.0 20	BS M 4x8 2262.0 20	BS M 4x8 2262.0 20		
BS M 4x30 2123.0 50	BS M 4x30 2123.0 50	BS M 4x30 2123.0 50		

Mounting on DIN rail



SAB/.../MF/35


Dimensions

Type	L	B	H	Foot height
SAB 8/MF/35	18.5 mm	3.0 mm	26.5 mm	7.3 mm
SAB 13,5/MF/35	22.0 mm	19.5 mm	32.5 mm	7.3 mm
SAB 20/MF/35	27.0 mm	24.5 mm	40.5 mm	7.3 mm

Clamping yoke ZB/Accessories

	ZB 4/... 10x3	SH 1	SH SAB
<ul style="list-style-type: none"> Screw connection Material: steel Busbar support Housing made from polyamide 6.6 UL 94-V2 			
	Clamping yoke 4 mm ² for busbar 10x3	Busbar support	Busbar support
Connection type	Screw connection		
Dimensions (L x W x H), mm	15.5 x 5.3 x 11.7 mm	24 x 24 x 23.7	50 x 9.5 x 98
Type			
Type/color	ZB 4	SH 1 BG	SH SAB BG
Cat. no.	2138.0	2318.2	1530.2
Type/color	ZB 4/K GNYE		
Cat. no.	2483.1		
Type/color	ZB 4/K BU		
Cat. no.	2483.5		
Type/color	ZB 4/K BK		
Cat. no.	2483.4		
Colors available			
Technical data			
Material of clamping yoke	Steel	-	-
Material of cap/holder	PA 6.6 V2	PA 6.6 V2	PA 6.6 V2
Material of busbar CU/MS	-	-	-
	-	-	-
Ratings			
Rated conductor cross-section, mm ²	0.5-4	-	-
Screw	M 3 x 8	-	-
Load current CU/MS	-	-	-
Stripping length mm	16	-	-
Accessories			
Cap GNYE	K 4 GNYE	BS M 4x8	
Cat. no.	2488.1	2262.0	
Cap BU	K 4 BU		
Cat. no.	2488.5		
Cap black	K 4 BK		
Cat. no.	2488.4		
Fastening screw BS			
Cat. no.			

Busbar mounting with the SAB



Installation example

ES 35/K/ST	Ssch 10 x 3			
				
Busbar support	Busbar support 3x10			
50 x 9.5 x 44	100 x 10 x 3			
ES 35/K/ST BG 2828.0	Ssch 10x3 MS 2128.0 Ssch 10x3 CU 2129.0			
Qty. 50	Qty. 1m			
⑥				
-	-			
PA 6.6 V2	Copper / brass			
-	-			
-	-			
-	140 A /100A			
-	-			



CONTA-CLIP Verbindungstechnik GmbH

Otto-Hahn-Str. 7 Fon +49 (0) 52 57. 98 33-0
D-33161 Hövelhof Fax +49 (0) 52 57. 98 33-33

info@conta-clip.de
www.conta-clip.com

CONTA-CLIP, Inc.

400 Apgar Drive | Suite D Phone 732-564-0705
Somerset, NJ 08873 Fax 732-564-0706

info@contaclipinc.com
www.contaclipinc.com